



ಬೃಹತ್ ಬೆಂಗಳೂರು ಮಹಾನಗರ ಪಾಲಿಕೆ  
Bruhat Bengaluru Mahanagara Palike



# BBMP COVID-19 WAR ROOM 01.10.2022



# OVERVIEW OF COVID-19 IN BENGALURU



## CASE TRENDS

ACTIVE CASES **2,267**

### Confirmed Cases

**57**

18,72,084 #

### Recovered Cases

**38**

18,52,830 #

### Death Cases

**0**

16,987 #



## HOSPITALIZATION

**26**

### ICU – V

**1**

### ICU

**6**

### HDU

**1**

### General

**18**

INCLUDES GOVT. QUOTA AND PRIVATE WALK-IN HOSPITALIZATION



## VACCINATION

**2,052**

2,04,55,255 #

### First Dose

**334**

96,74,357 #

### Second Dose

**507**

94,70,922 #

### Precaution Dose

**1,211**

13,09,976 #



## TRIAGING

### MTU

**3**

### Tele Triage

**48**



## ACTIVE CLUSTERS

**0**

### Budding Clusters (<5 Cases)

**0**

### Clusters (> 5 cases)

**0**



## TESTING

**10,249**

3,18,83,770 #

### RAT

**1,577**

### RTPCR

**8,672**

Positivity : 1.12%

\*FOR LAST 7 DAYS

# : indicates cumulative numbers till date



# ABSTRACT OF COVID-19 SCENARIO IN BENGALURU

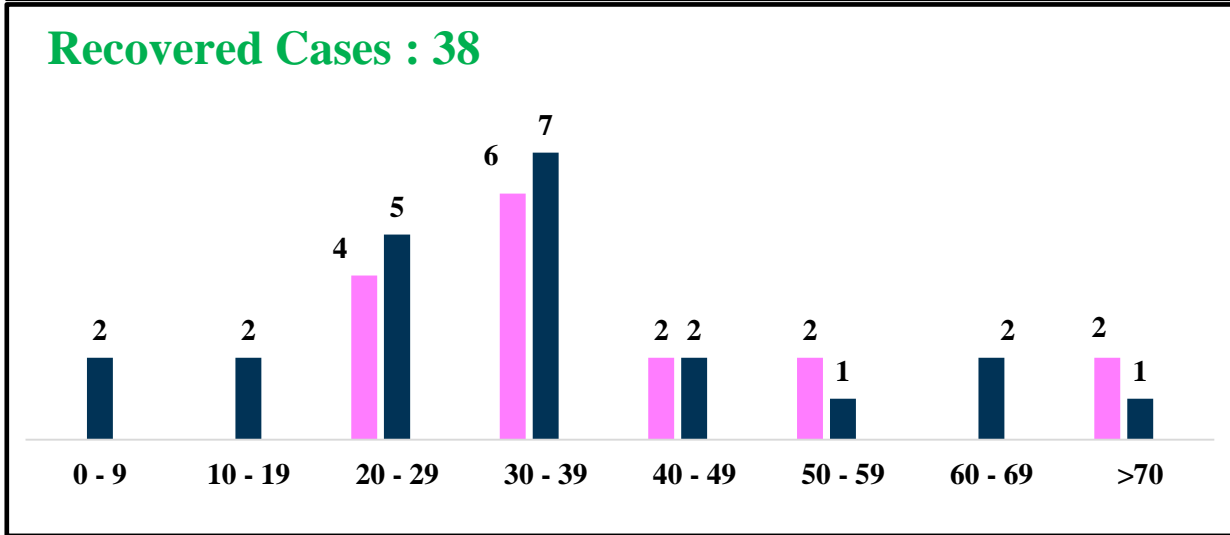
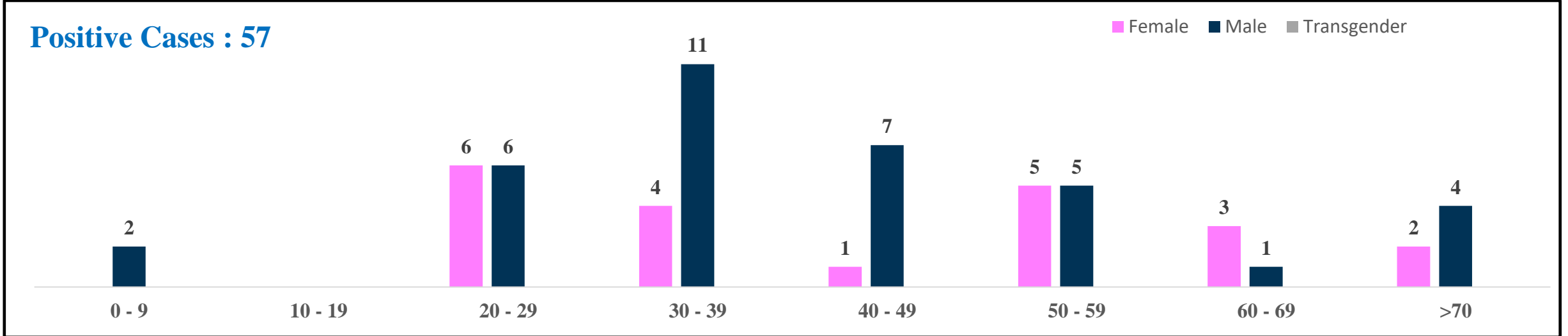


	MALE			FEMALE			TRANSGENDER			TOTAL		
	Last 24 Hours	Last 7 Days	Cumulative	Last 24 Hours	Last 7 Days	Cumulative	Last 24 Hours	Last 7 Days	Cumulative	Last 24 Hours	Last 7 Days	Cumulative
<b>Positive Cases</b>	36	507	11,03,347	21	390	7,67,845	0	0	196	57	897	18,72,084
<b>Recovered Cases</b>	22	458	10,91,077	16	418	7,61,659	0	0	187	38	876	18,52,830
<b>Death Cases</b>	0	0	10,759	0	0	6,224	0	0	4	0	0	16,987
<b>Total Tests Done</b>	<b>In Last 24 hrs. : 10,249</b>			<b>In last 7 days : 80,124</b>			<b>Cumulative : 3,18,83,770</b>					
<b>Vaccine Doses Administered</b>	<b>In Last 24 hrs. : 2,052</b>			<b>In last 7 days : 16,146</b>			<b>Cumulative : 2,04,55,255</b>					
<b>ACTIVE CASES</b>									<b>2,267</b>			

\*Covid deaths occurred today : 00 | Covid deaths occurred beyond last 24hrs., reported today : 00

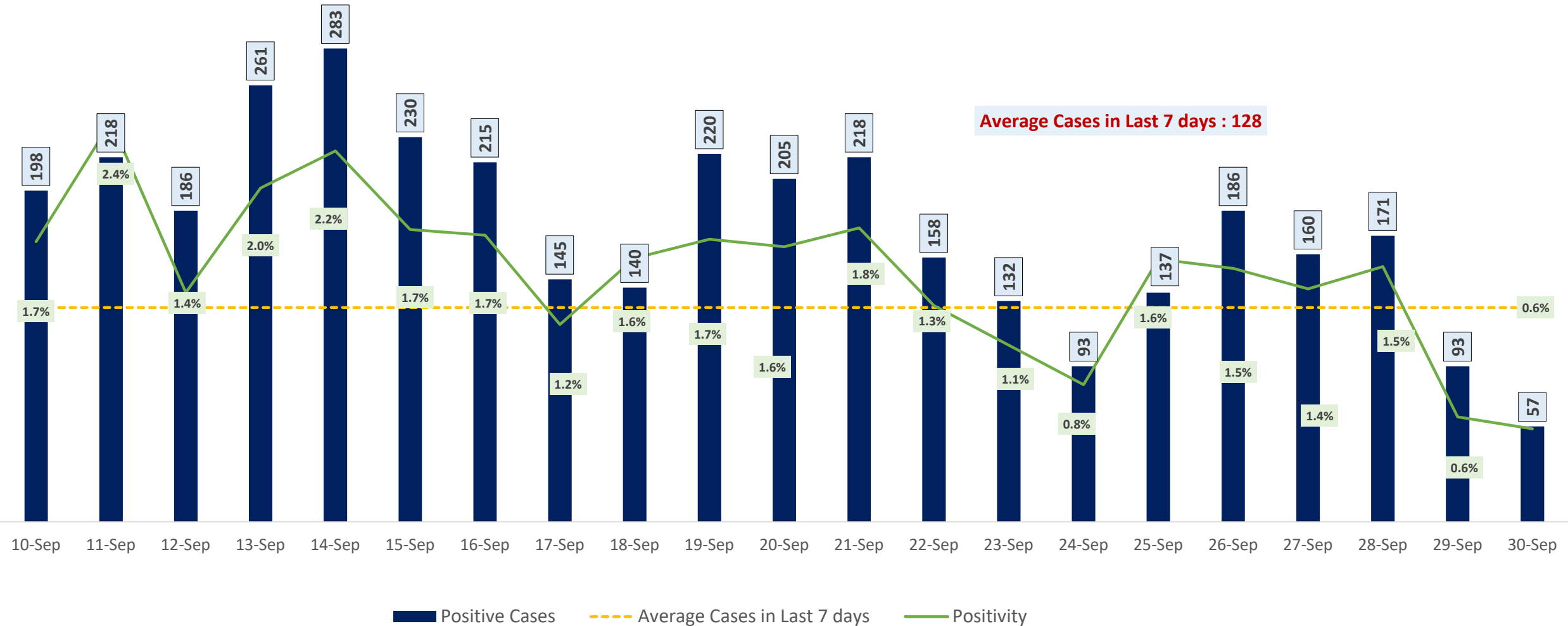


# LAST 24 HOURS AGE GROUP AND GENDER WISE DISTRIBUTION





# POSITIVITY RATE OF BENGALURU – LAST 21 DAYS

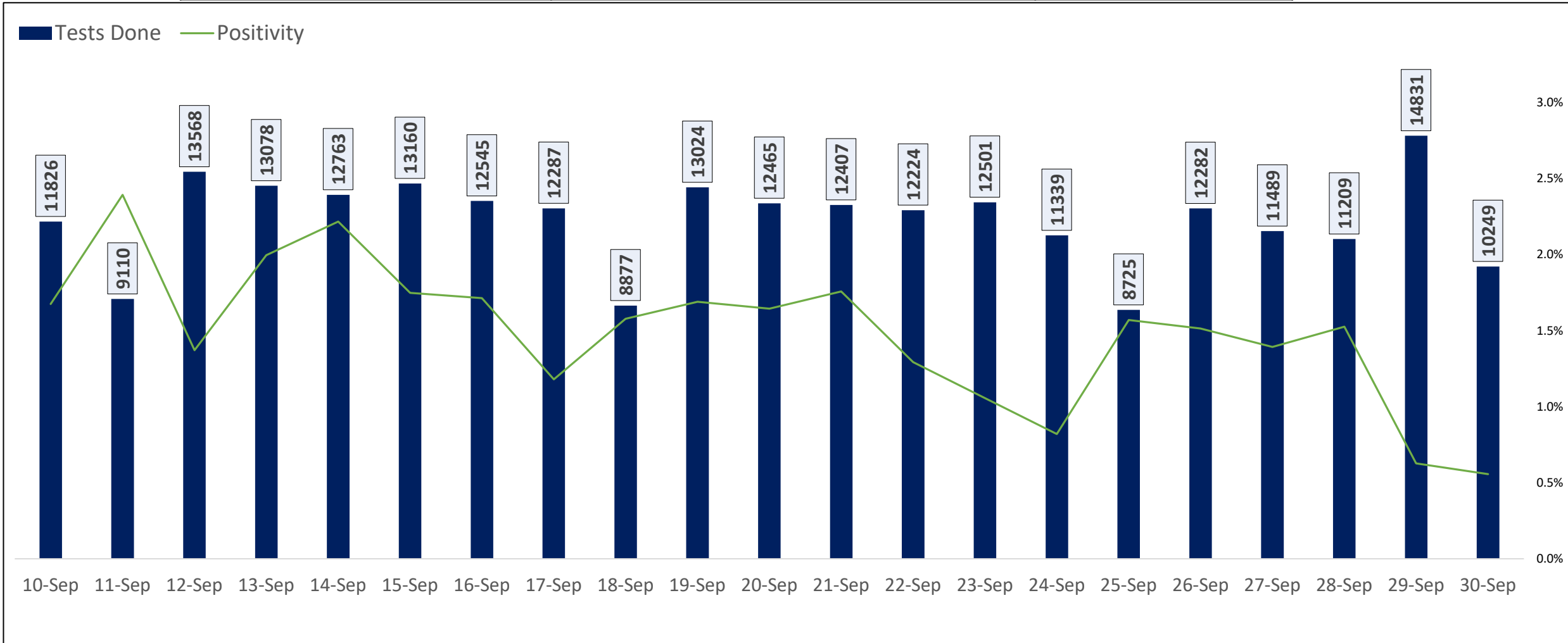




# TESTING TRENDS IN BENGALURU



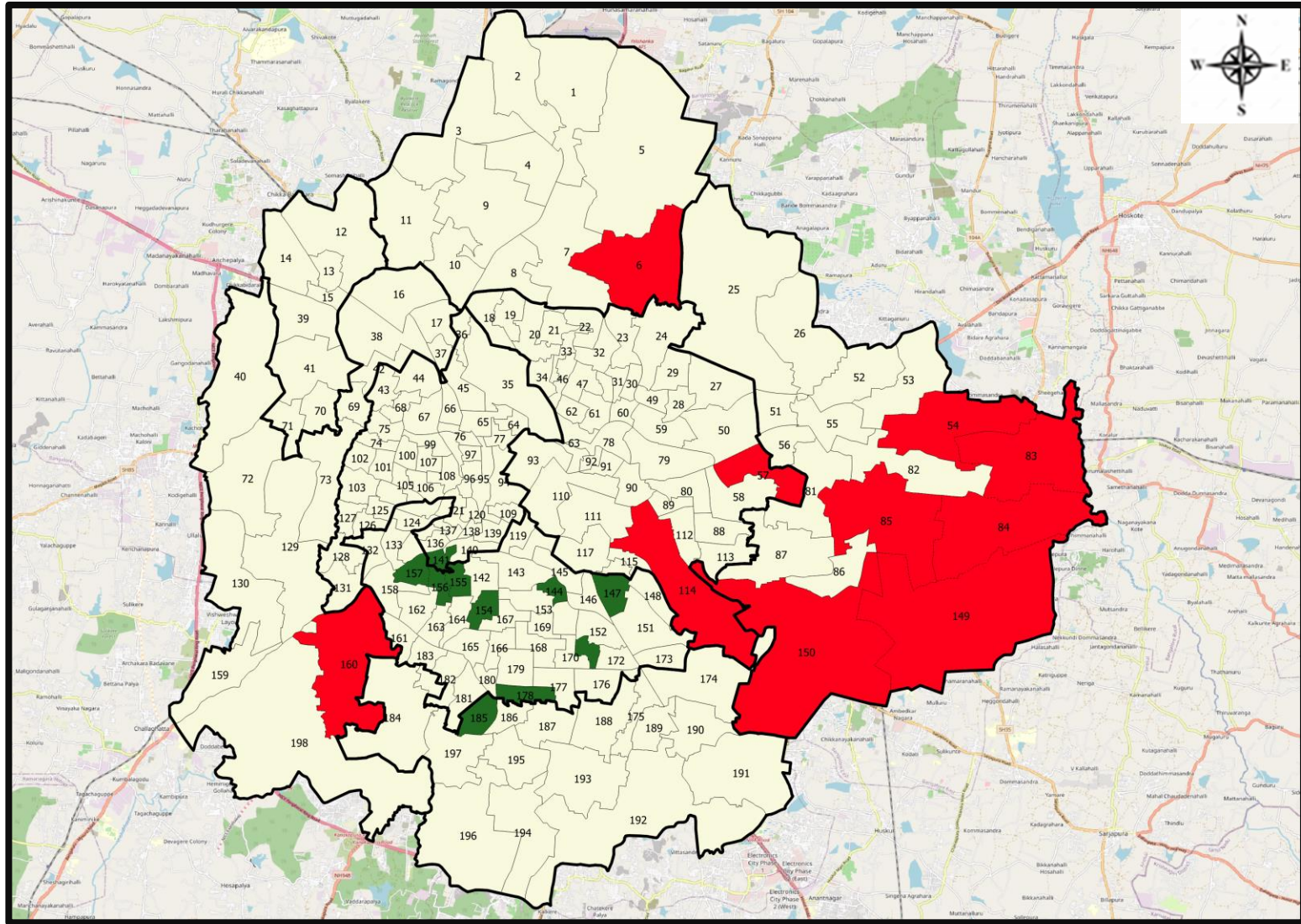
Total Test Conducted Till Date	Test Conducted Last 24 hours	Last 7 Days Average
3,18,83,770	10,249	11,446







# BENGALURU URBAN MAP SHOWING TREND OF POSITIVE CASES IN LAST 7 DAYS



## Top 10 wards reporting highest number of positive cases in last 7 days

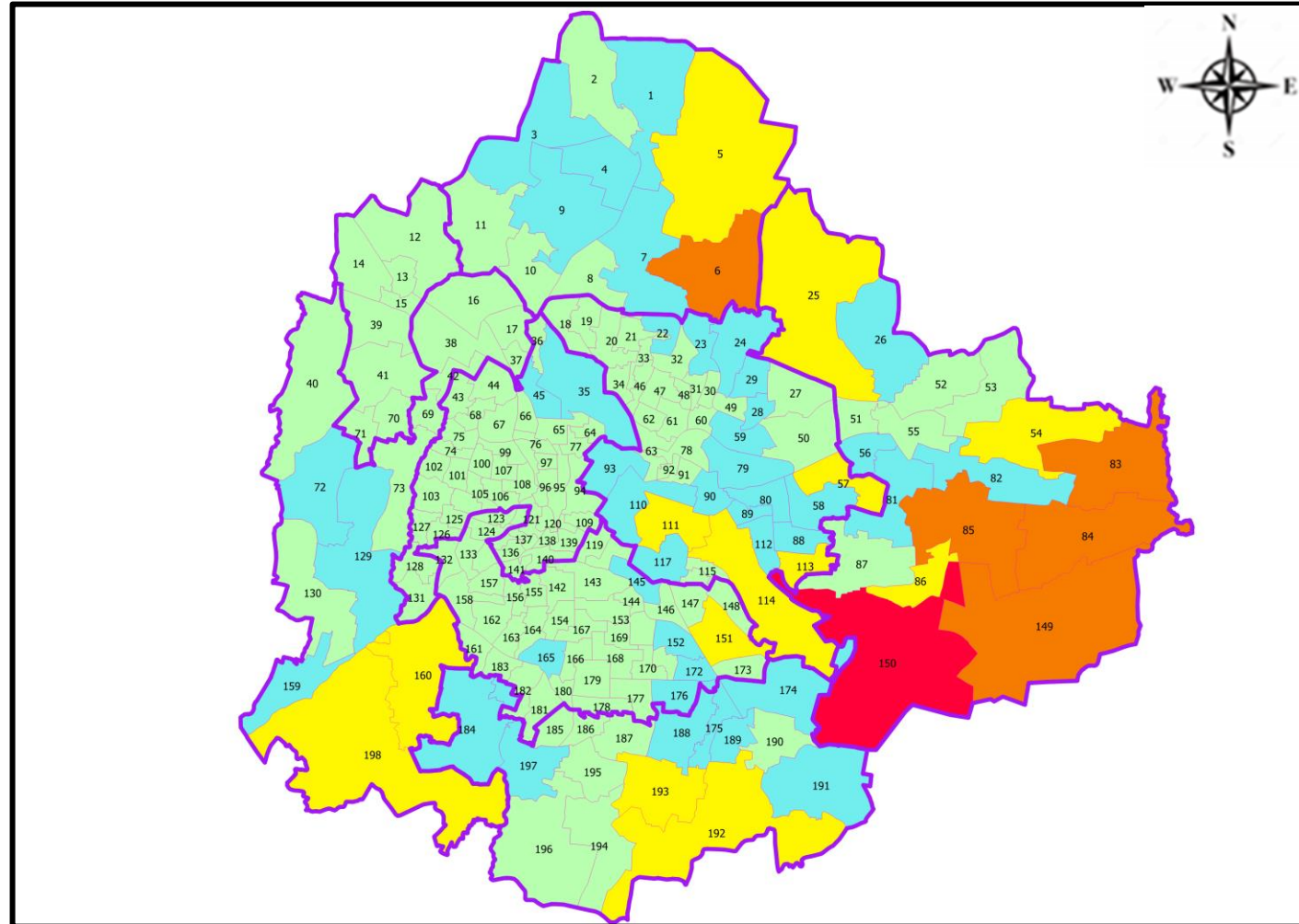
Ward No.	Ward Name	Daily Cases Average
150	Bellanduru	9
85	Dodda Nekkundi	6
149	Varthuru	4
83	Kadugodi	4
174	HSR Layout	3
160	Rajarajeshwari Nagar	3
54	Hudi	3
57	CV Raman Nagar	3
6	Thanisandra	3
198	Hemmigepeura	2







## Top 10 wards reporting least number of positive cases in last 7 days

Ward No.	Ward Name	Daily Cases Average
185	Yelchenahalli	0
178	Sarakki	0
171	Gurappanapalya	0
161	Hosakerehalli	0
158	Deepanjali Nagara	0
157	Gali Anjaneya Temple	0
156	Srinagara	0
155	Hanumanth Nagar	0
154	Basavanagudi	0
147	Adugodi	0



# BENGALURU MAP SHOWING INTENSITY OF POSITIVE CASES IN LAST 7 DAYS



-  **Level 1 : 0 to 5 Cases**
-  **Level 2 : 5 to 15 Cases**
-  **Level 3 : 15 to 25 Cases**
-  **Level 4 : 25 to 50 Cases**
-  **Level 5 : More than 50 Cases**
-  **Zone Boundaries**

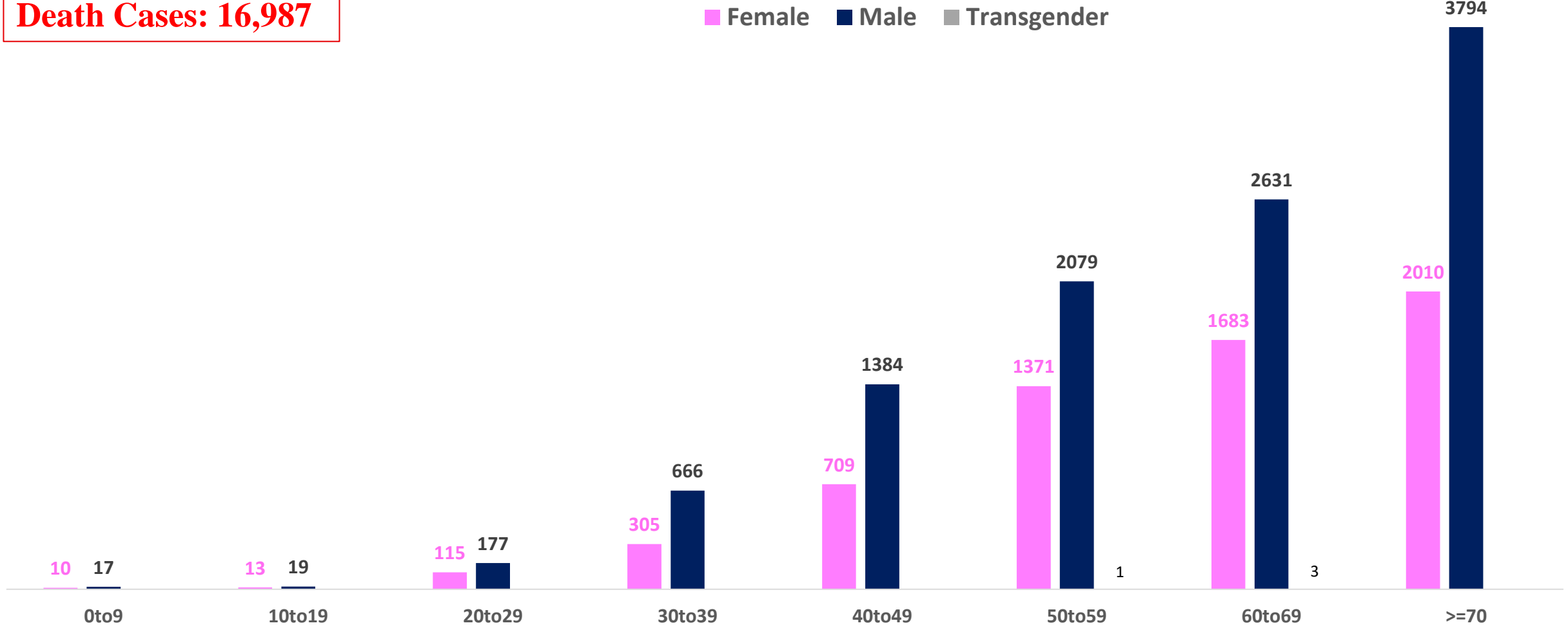




# AGE AND GENDER WISE DISTRIBUTION OF DEATH CASES



**Death Cases: 16,987**





# COVID-19 SCENARIO IN BENGALURU AND OTHER METROPOLITIAN CITIES



CITY NAME	Positive Cases	Active Cases	Recovered	Deceased	Vaccine Doses Administered
New Delhi	20,03,369	389	19,76,478	26,502	3,72,35,579
Bengaluru*	18,72,084	2,267	18,52,830	16,987	2,37,41,406
Mumbai	11,49,326	697	11,28,898	19,731	2,21,15,493
Chennai	7,90,497	2,375	7,79,052	9,070	1,13,60,650

Source : <https://dashboard.cowin.gov.in/> at 4:55pm (01.10.2022)  
Source : <https://www.covid19bharat.org/> at 4:55pm(01.10.2022)

\*includes BBMP & Bengaluru Urban



# SNAPSHOT OF COVID-19 CASES IN BENGALURU URBAN



**Total Wards With  
< =10 Cases\* :  
167**

**Tests Conducted  
on 30.09.2022:  
10,249**

**Recovery  
Rate\*:  
98.97%**

**Total  
Active Cases :  
2,267**

**Total Vaccinated  
on 30.09.2022:  
2,052**

**Positivity  
Rate\* :  
1.12%**

**Active  
Rate\*:  
0.12%**

**Case  
Fatality Rate\* :  
0.00%**





\*Total positive cases In the past 7 days

\*CFR and positivity is for Past 7 days



ಬೃಹತ್ ಬೆಂಗಳೂರು ಮಹಾನಗರ ಪಾಲಿಕೆ  
Bruhat Bengaluru Mahanagara Palike



<b>Download BBMP Bulletin</b>	<a href="https://apps.bbmpgov.in/covid19/mediabulletin.php">https://apps.bbmpgov.in/covid19/mediabulletin.php</a>
<b>To register for vaccination :</b>	<a href="https://selfregistration.cowin.gov.in/">https://selfregistration.cowin.gov.in/</a>
<b>BBMP COVID19 Dashboard:</b>	<a href="https://apps.bbmpgov.in/covid19/">https://apps.bbmpgov.in/covid19/</a>
<b>Follow us on:</b>	 <a href="http://www.facebook.com/bbmp.comm1/">www.facebook.com/bbmp.comm1/</a>
	 <a href="https://twitter.com/BBMPCOMM">twitter.com/BBMPCOMM</a>
	  <a href="https://www.instagram.com/BBMPSplHealth">BBMPSplHealth</a>



ಇನ್ನು ಕೆಲವು ಸಮಯ ಕೋವಿಡ್ ವಿರುದ್ಧದ ನಮ್ಮ ಹೋರಾಟ ಮುಂದುವರಿಸೋಣ.

- ಮಾಸ್ಕ್ ಧರಿಸಿ
- ದೈಹಿಕ ಅಂತರ ಪಾಲಿಸಿ
- ಕೈಗಳ ಸ್ವಚ್ಛತೆ ಕಾಪಾಡಿಕೊಳ್ಳಿ
- ಗುಂಪು ಸೇರುವುದನ್ನು ತಪ್ಪಿಸಿ
- ಸ್ವಯಂಪ್ರೇರಿತವಾಗಿ ಲಿಸಿಕೆ ಪಡೆಯಿರಿ

ಕೋವಿಡ್-19 ಮುನ್ನೆಚ್ಚರಿಕೆ ಕ್ರಮಗಳನ್ನು ಪಾಲಿಸಿ. ಇದು ನಮ್ಮೆಲ್ಲರ ಐವಾಬ್ಬಾರಿ.

ಹೆಚ್ಚಿನ ಮಾಹಿತಿಗಾಗಿ 24X7 ಉಚಿತ ಆರೋಗ್ಯ ಸಹಾಯವಾಣಿ 104 ಕ್ಕೆ ಕರೆ ಮಾಡಿ

Issued by:

Honorable Chief Commissioner, BBMP  
Special Commissioner Health & IT, BBMP  
MD, Bengaluru Smart City Limited

THANK YOU !

